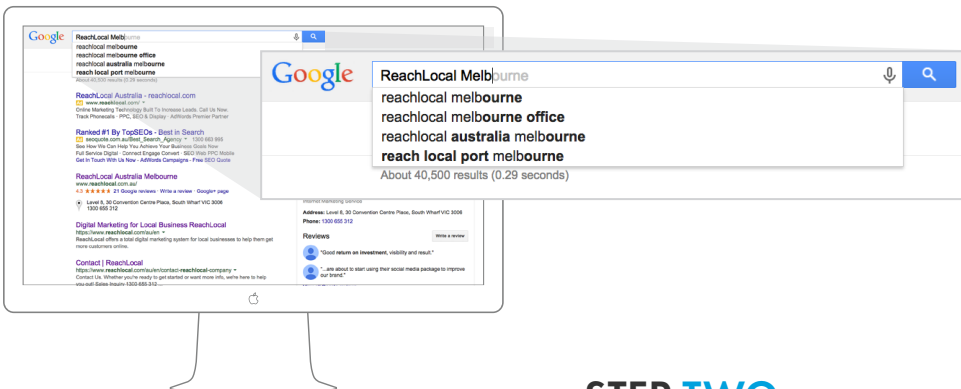




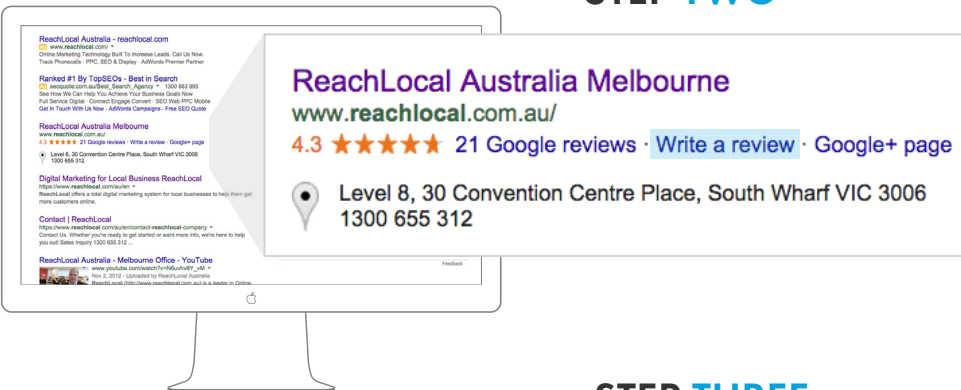
# HOW TO WRITE A GOOGLE PLUS REVIEW

## STEP ONE



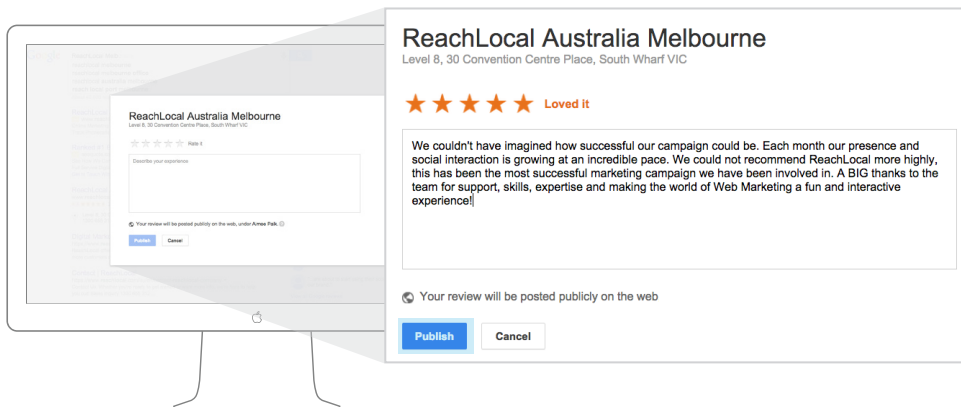
Go to [www.google.com](http://www.google.com) and in the search bar type in the name of the business you would like to leave a review for as well as the location.

## STEP TWO



The Location listing and Google+ Page should appear in the search results. Select the option to write a review.

## STEP THREE



A pop up box will appear. Rate it and Write about it – you will have the option to give the business a rating out of 5 stars as well as a section to leave some feedback.

## STEP FOUR



Hit publish and you're done!